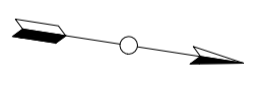


- NOTES:**
1. ALL DIMENSIONS IN MILLIMETERS UNLESS OTHERWISE STATED.
 2. SSE COMPOUND LAYOUT IS INDICATIVE ONLY.
 3. THE MINIMUM FLOOR LEVEL OF EQUIPMENT / BUILDING IN THE COMPOUND WILL BE RAISED ABOVE THE 1 IN 1000 YEAR SURFACE WATER FLOOD EVENT.
 4. REFER TO TYPICAL SECURITY FENCE DETAIL DRAWING (04531-RES-SEC-DR-PT-001) TO FURTHER DETAIL ON FENCE DESIGN.
 5. THIS DRAWING IS PRELIMINARY AND SUBJECT TO CHANGE AT DETAILED STAGE.

REFERENCES:
 [1] DRAWING BASED ON 04531-RES-LAY-DR-EE-003 REV. 2

PLAN
SHEET 1 OF 2



2	FG	BD	EB	2024-03-11	Notes updated
1	FG	SM	BD	2024-01-10	Final Issue
ISSUE (DRAWN, CHKD, APPD)				DATE	REVISION NOTES
PURPOSE				PERMITTING	N/A
SCALE				1:150 @ A1	DATUM N/A
LAYOUT DWG				N/A	T-LAYOUT NO. N/A

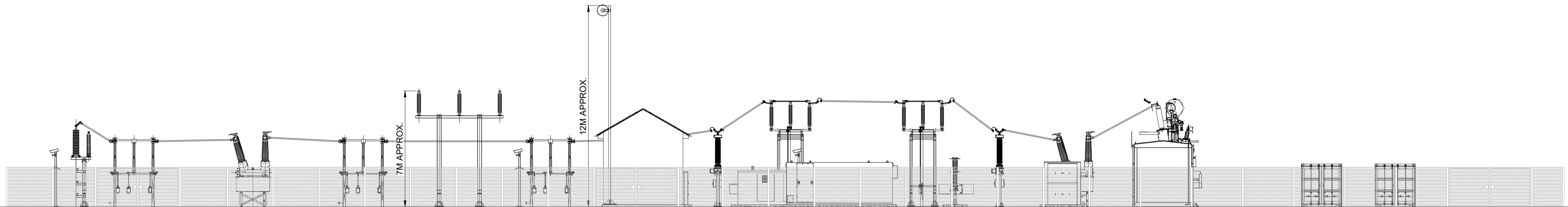
PROJECT TITLE
NUNEHAM SOLAR FARM

DRAWING TITLE
**FIGURE 10
SUBSTATION COMPOUND LAYOUT
LOOP IN - LOOP OUT**

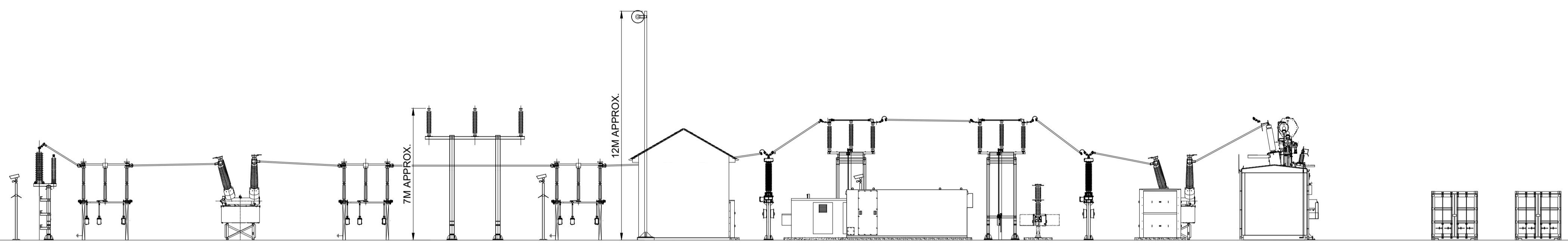
RES DRAWING NUMBER
04531-RES-SUB-DR-PT-001 REV **2**

THIS DRAWING IS THE PROPERTY OF RENEWABLE ENERGY SYSTEMS LIMITED AND NO REPRODUCTION MAY BE MADE IN WHOLE OR IN PART WITHOUT PERMISSION

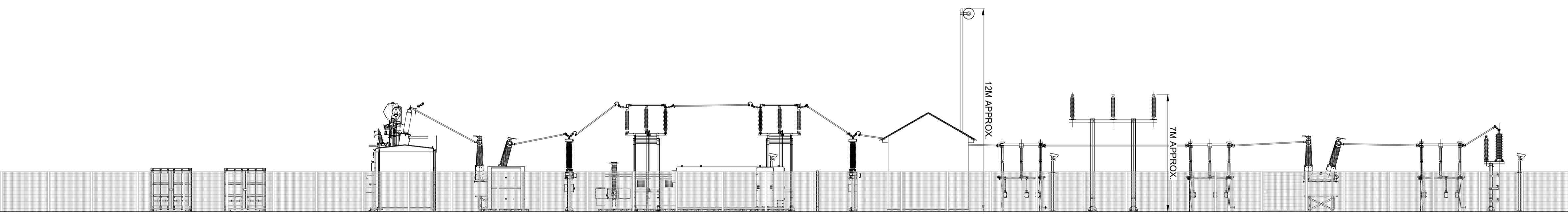




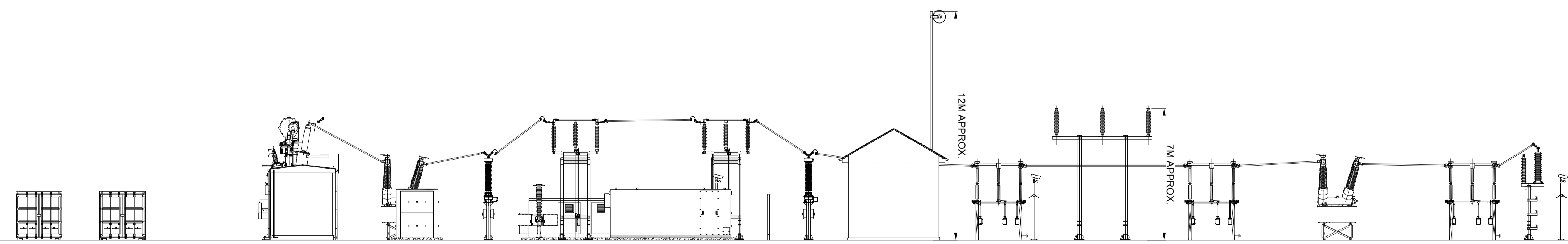
ELEVATION A
SHOWN WITH FENCES



ELEVATION A
SHOWN WITHOUT FENCES



ELEVATION B
SHOWN WITH FENCES



ELEVATION B
SHOWN WITHOUT FENCES

- NOTES:
1. ALL DIMENSIONS IN MILLIMETERS UNLESS OTHERWISE STATED.
 2. SSE COMPOUND LAYOUT IS INDICATIVE ONLY.
 3. THE MINIMUM FLOOR LEVEL OF EQUIPMENT / BUILDING IN THE COMPOUND WILL BE RAISED ABOVE THE 1 IN 1000 YEAR SURFACE WATER FLOOD EVENT.
 4. REFER TO TYPICAL SECURITY FENCE DETAIL DRAWING (04531-RES-SEC-DR-PT-001) TO FURTHER DETAIL ON FENCE DESIGN.
 5. THIS DRAWING IS PRELIMINARY AND SUBJECT TO CHANGE AT DETAILED STAGE.

REFERENCES:
[1] DRAWING BASED ON 04531-RES-LAY-DR-EE-003 REV. 2

ELEVATIONS
SHEET 2 OF 2

2	FG	BD	EB	2024-03-11	Notes updated
1	FG	SM	BD	2024-01-10	First Issue
ISSUE (DRAWN, CHKD, APPD)				DATE	REVISION NOTES
PURPOSE				COORDINATES	
PERMITTING					N/A
SCALE		1:150 @ A1		DATUM	N/A
LAYOUT DWG		N/A		T-LAYOUT NO.	N/A

PROJECT TITLE
NUNEHAM SOLAR FARM

DRAWING TITLE
**FIGURE 10
SUBSTATION COMPOUND LAYOUT
LOOP IN - LOOP OUT**

RES DRAWING NUMBER
04531-RES-SUB-DR-PT-001

REV
2

THIS DRAWING IS THE PROPERTY OF RENEWABLE ENERGY SYSTEMS LIMITED AND NO REPRODUCTION MAY BE MADE IN WHOLE OR IN PART WITHOUT PERMISSION

